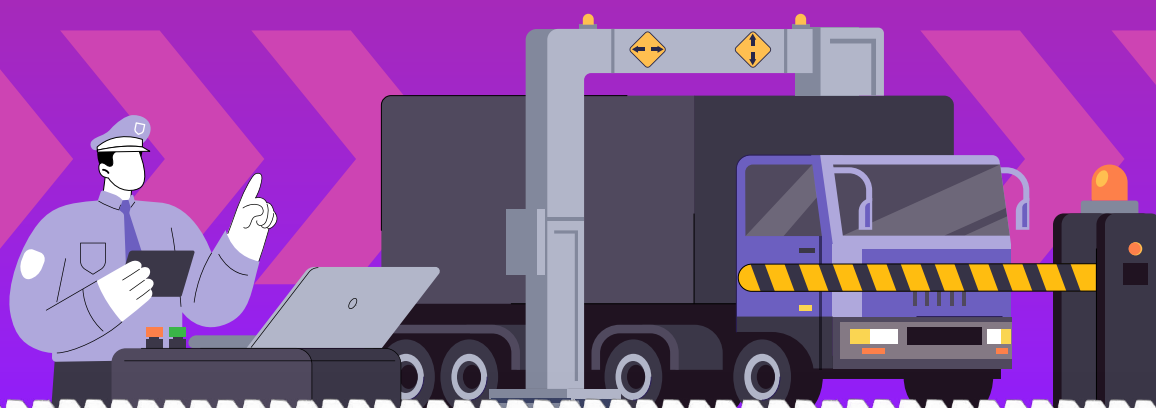




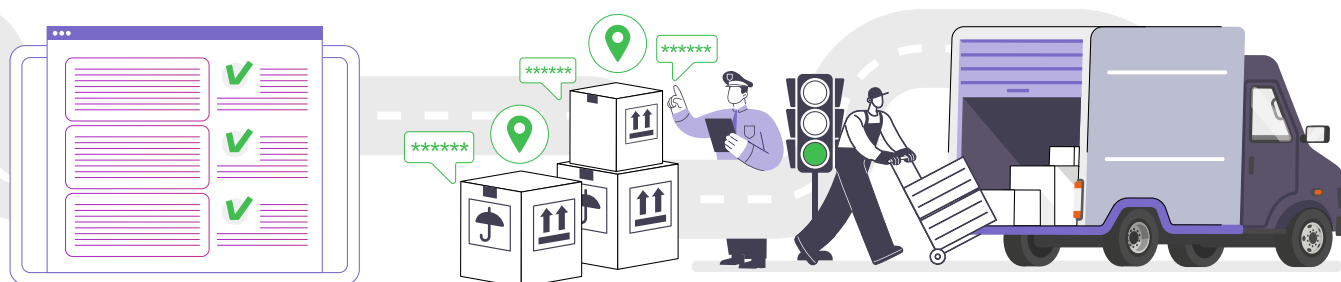
ICS2

New data requirements for goods brought into the EU by road transport



If you are transporting goods (including postal consignments) into or via the EU, Northern Ireland, Norway, or Switzerland by road, you will have to submit new safety and security data prior to the goods' arrival. The data has to be lodged in the EU's new advance cargo information system – **Import Control System 2 (ICS2)**, which replaces ICS1 and the New Computerised Transit System (NCTS) P4/5. These requirements, **effective from 1 April 2025**, also apply to e-commerce businesses.

What are the key requirements?



The road carrier is **legally responsible** for submitting a **complete and accurate entry summary declaration (ENS)** in the ICS2 for all goods. The ENS must be submitted no later than 1 hour before the goods arrive at the first EU customs office of entry.

The data is to be submitted in the ICS2 and it must contain **detailed information about the goods** (including a detailed goods description and six-digit HS code), **parties** (carrier, consignor, consignee, buyer, and seller of the goods), **transport information** (identity of transport means, routing of the consignment and transport means, and transport documents), among other relevant details.

The carrier must **obtain the necessary data from all underlying house transport documents / consignment notes issued by freight forwarders** (regardless of whether based in a non-EU country or in the EU) and other supply chain parties involved (e.g. exporters, EU based consignees, including postal operators, issuing equivalent transport documents).

What do I have to do to start preparation on time?

- First, if you do not yet have an **economic operators registration and identification (EORI) number**, you have to register and obtain one from the customs authority of an EU Member State.
- Decide** how to submit ENS filing to the ICS2 by choosing one of the following options.
 - 1. Establish your own system-to-system access point (AS4)** for submitting the data to the ICS2 directly from your system. This will require the establishment of a connection with the ICS2 via a secure protocol. Before sending ENS filings to the ICS2 production system, the access point operating economic operator (EO) has to complete mandatory **self-conformance testing** to ensure that its IT system is capable and compatible with sending and receiving functional and technical messages to and from the ICS2. For the conformance testing a dedicated ICS2 conformance test environment is available.

Check the documentation on common technical system specifications (**CTSS**) and common functional system specifications (**CFSS**) needed for development.
 - 2. Contract an IT service provider (ITSP)** to handle ENS filing on your behalf.
 - 3. File the ENS via the ICS2 Shared Trader Portal (STP).** To access the STP, an EO has to connect to the **ICS2 STP**, complete registration and set up preferences. This option is suitable for companies with a small volume of operations.
- The sender of the ENS needs to be registered in the national/central Unified User Management and Digital Signatures (**UUM&DS**) system.

For more information and registration in the **EU Customs Trader Portal**, please consult the **National Service Desk** of the EU Member State where your EORI number is registered for guidance on the steps to follow.



Attention!

Please keep in mind that issuing an EORI number, registering in UUM&DS, and gaining access to the ICS2 STP may take time (e.g. up to several weeks). Start the preparation well in advance to be ready on time!

Important dates to remember

1 April 2025


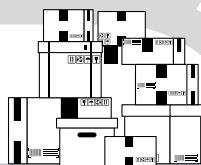
legal requirements to submit the data in the ICS2 enter into force



If you are not ready to start on time, **request a deployment window from** the National Service Desk of the EU Member State (national customs authority) where your EORI number was registered. The deployment window should be requested at **least 1 month before the scheduled go-live date for road transport**.

1 September 2025


the latest date by which all road carriers must start using the ICS2



Are there other ways to file ENS data?

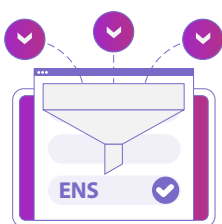
The national customs administrations may also offer the possibility in the future to file a **combined transit declaration containing ENS particulars in the New Computerised Transit System (NCTS) Phase 6 instead of the ICS2**. This might be possible if you plan to file transit declarations through NCTS Phase 6 from March 2025. The combined transit declaration will be used for the entry formalities until the presentation of the goods at the first EU customs office of entry. Please consult the European Commission [NCTS website](#) for more information.

How do you get ready for the ICS2?



FAMILIARISE yourself with the ICS2 business and technical requirements:

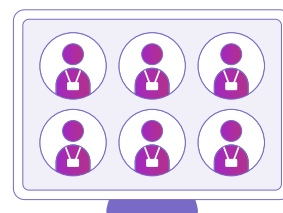
- [European Commission website](#) and [FAQ](#)
- [CIRCABC – EU Advance Cargo Information System \(ICS2\)](#)
- [ICS2 operational guidance](#)
- [Factsheet for technical preparation](#)



ARRANGE with your clients that, as a carrier, you are responsible for collecting all the required information to file the complete ENS.



ENSURE that your business processes comply with the ICS2 requirements by establishing operational protocols for system failures and receiving notifications from the customs authorities.



TRAIN your staff and allocate resources to operate the updated IT systems and business processes.

What will happen if you are not ready on time?

- Goods could be stopped at the EU borders.
- The goods in question might not be cleared by the customs authorities.
- Inadequate declarations might either be rejected or subject to intervention, with possible sanctions imposed for non-compliance.



STAY ON TRACK FOR ICS2
Find out more on the website: ec.europa.eu/ICS2



Publications Office
of the European Union